



**Part A - Mission Statement**

1. Provide the institution's mission statement or a web address (URL) where the mission statement can be found. Typed statements are limited to 2,000 characters or less. The mission statement will be available to the public on College Navigator.

Please begin URL with "http://" or "https://"

2. Are all the programs at your institution offered completely via distance education?

**Part B - Admissions and Estimated Enrollment**



**Part B - Admission Requirements and Services - Selection Process**

3. Provide the number of first-time, degree/certificate-seeking undergraduate students who applied, who were admitted, and who enrolled (either full- or part-time) at your institution for the most recent Fall period available. Include early decision, early action, and students who began studies during the summer prior to the selected fall reporting period.


Select reporting period:

Fall 2010

Fall 2011

		Men	Women	Total
_____		<input type="text"/>	<input type="text"/>	<input type="text"/>
_____		<input type="text"/>	<input type="text"/>	<input type="text"/>
_____	_____	<input type="text"/>	<input type="text"/>	<input type="text"/>
_____	_____	<input type="text"/>	<input type="text"/>	<input type="text"/>

4. If test scores are required for admission for first-time, degree/certificate-seeking undergraduate students, provide the number and percentage of *enrolled* students submitting SAT and/or ACT scores, as well as the



**Part B - Estimated Fall Enrollment**

**Part C - Student Services - Special Learning Opportunities**

1. Does your institution accept any of the following? [Check all that apply]

- \_\_\_\_\_
- \_\_\_\_\_
- \_\_\_\_\_
- 

2. What types of special learning opportunities are offered by your institution? [Check all that apply]

- \_\_\_\_\_
- \_\_\_\_\_
- \_\_\_\_\_
- \_\_\_\_\_
- \_\_\_\_\_
- not**
- \_\_\_\_\_
- \_\_\_\_\_
- \_\_\_\_\_
- 

3. If your institution grants a bachelor's degree or higher but does not offer a full 4-year program of study at the




**Part C - Student Services - Services, Library, Tuition**

**4. Which of the following selected student services are offered by your institution? [Check all that apply]**

### Part C - Disability Service

Please indicate the percentage of all undergraduates enrolled during fall 2010 who were formally registered as students with disabilities with the institution's office of disability services (or the equivalent office).

 You may use the space below to provide context for the data you've reported above. These context notes will be posted on the College Navigator website, and should be written to be understood by students and parents.

## Part D - Student Charges Questions

1. Are all **full-time, first-time** degree/certificate-seeking students required to live on campus or in **institutionally-controlled housing**?

If you answer **Yes** to this question, you will not be asked to report off-campus room and board in the price of attendance (D11).

If you make any exceptions to this rule, and have first-time, full-time students living off-campus, please answer **No** so that this does not cause conflicts with the Student Financial Aid survey.

2. Does your institution charge different **tuition** for **in-district, in-state, or out-of-state** students?

If you answer **Yes** to this question, you will be expected to report tuition amounts for in-district, in-state, and out-of-state students.

Please only select **Yes** if you really charge different tuition rates, or you will be reporting the same numbers 3 times.

3. Does your institution offer **institutionally-controlled housing (either on or off campus)**?

If you answer **Yes** to this question, you will be expected to specify a housing capacity, and to report a room charge or a combined room and board charge (D10).

---

**Part D - Undergraduate Student Charges**

If the institution charges an application fee, indicate the amount.

Amount

Prior year

Undergraduate application fee

35

5. Charges to full-time undergraduate students for the full academic year 2011-12A4e252le66n



**Part D - Student Charges - Graduate, Doctor's Professional Practice Tuition**

9. List the typical tuition and required fees for a full-time doctor's - professional practice student in any of the selected programs for the full academic year 2011-12.

DO NOT include room and board charges


	In-state	Out-of-state
<b>Chiropractic (D.C. or D.C.M.):</b>		
_____	<input type="text"/>	<input type="text"/>
_____	<input type="text"/>	<input type="text"/>
<b>Dentistry (D.D.S. or D.M.D.):</b>		
_____	<input type="text"/>	<input type="text"/>
_____	<input type="text"/>	<input type="text"/>
<b>Medicine (M.D.):</b>		
_____	<input type="text"/>	<input type="text"/>
_____	<input type="text"/>	<input type="text"/>
<b>Optometry (O.D.):</b>		
_____	<input type="text"/>	<input type="text"/>
_____	<input type="text"/>	<input type="text"/>
<b>Osteopathic Medicine (D.O.):</b>		
_____	<input type="text"/>	<input type="text"/>
_____	<input type="text"/>	<input type="text"/>



**Part D - Student Charges - Price of Attendance**



\_\_\_\_\_

 You may use the space below to provide context for the data you've reported above. These context notes will be posted on the College Navigator website, and should be written to be understood by students and parents.

**Part E - Athletic Association**

**Summary**

**Institutional Characteristics Component Summary  
Academic Year Reporters**

IPEDS collects important information regarding your institution. All data reported in IPEDS survey components become available in the IPEDS Data Center and appear as aggregated data in various Department of Education reports. Additionally, some of the reported data appears specifically for your institution through the College Navigator website and is included in your institution’s Data Feedback Report (DFR). The purpose of this summary is to provide you an opportunity to view some of the data that, when accepted through the IPEDS quality control process, will appear on the College Navigator website and/or your DFR. College Navigator is updated approximately three months after the data collection period closes and Data Feedback Reports will be available through the ExPT and sent to your institution’s CEO in November 2012.

Please review your data for accuracy. If you have questions about the data displayed below after reviewing the data reported on the survey screens, please contact the IPEDS Help Desk at: 1-877-225-2568 or [ipedshelp@rti.org](mailto:ipedshelp@rti.org).

<b>GENERAL INFORMATION</b>	
Mission Statement	<a href="http://www.umkc.edu/chancellor/umkc-mission-vision.asp">http://www.umkc.edu/chancellor/umkc-mission-vision.asp</a>
Are all the programs at your institution offered completely via distance education?	No
Special Learning Opportunities	Distance learning opportunities (e-learning) ROTC (Army) Study abroad Weekend/evening college Teacher certification (below the postsecondar(nda)?m8 l-eu13(ndaAy)-8( )-e



