

12-month Enrollment 2012-13

2011-12 Data

Institution: University of Missouri-Kansas City (178402)

User ID: 29C0011

Overview screen**12-month Enrollment Overview**

The 12-Month Enrollment component collects unduplicated student enrollment counts and instructional activity data for an entire 12-month period. Using the instructional activity data reported, a full-time equivalent (FTE) student enrollment at the undergraduate and graduate level is estimated. Institutions with Doctor's-professional practice students will also report the FTE enrollment of those students. NCES uses the FTE enrollment to produce indicators such as expenses by function per FTE as reported in the IPEDS Data Feedback Report.

Data Reporting Reminders:

- All institutions must now use the July 1 - June 30 reporting period. There is no longer the option of using the September 1 - August 31 reporting period.

Resources:

To download the survey materials for this component: [Survey Materials](#)

To access your prior year data submission for this component: [Reported Data](#)

If you have questions about completing this survey, please contact the **IPEDS Help Desk at 1-877-225-2568**.

Undergraduate Instructional Activity Type

Undergraduate Instructional Activity Type

Part A - Unduplicated Count

--

 Total enrollment Fall 2011
NOTE: Grand total (2011-12) calculated above is expected to be greater than Total enrollment Fall 2011.

10,122

5,351

Institution: University of Missouri-Kansas City (178402)






User ID: 29C0011

Part B - Instructional Activity

12-month Instructional Activity
July 1, 2011 - June 30, 2012

	2011-12 total activity	Prior year data	
Undergraduate level:			
<u>Credit hour activity</u>	237,195	237,983	
Graduate level:			
<u>Credit hour activity</u> (Do not include doctor's-professional practice instructional activity here; the total FTE of those students should be entered separately below)	55,256	129,634	
<u>Doctor's-professional practice level:</u>			
Doctor's-professional practice FTE student estimate	1,668		
Calendar system (as reported on the prior year IC survey component):			
		Semester	
If the calculated FTE estimates below are not reasonable, AND you have reported the correct instructional activity hours above, enter your best FTE estimate in the "Institution reported FTE" column below and save the page. This option should be used ONLY if the calculated estimate is not reasonable for your institution.			
Please provide your best estimate of undergraduate and graduate FTE for the 12-month reporting period only if the calculated FTE estimate below is not reasonable:			
	Calculated FTE 2011-12	Institution reported FTE 2011-12	Prior year FTE 2010-11
Undergraduate student FTE	7,907	7,907	7,933
Graduate student FTE (excluding doctor's-professional practice student FTE)	2,302	2,302	5,401
Doctor's-professional practice student FTE		1,668	
Total FTE student enrollment		11,877	13,334

Prepared by

This survey component was prepared by:									
	Keyholder		SFA Contact		HR Contact		Finance Contact		Other
Name:	<input type="text" value="Randy Sade"/>								
Email:	<input type="text" value="SadeR@umsystem.edu"/>								
How long did it take to prepare this survey component?	<input type="text" value="9"/>	hours							

Summary screen

12-Month Enrollment Component Summary

IPEDS collects important information regarding your institution. All data reported in IPEDS survey components become available in the IPEDS Data Center and appear as aggregated data in various Department of Education reports. Additionally, some of the reported data appears specifically for your institution through the College Navigator website and is included in your institution's Data Feedback Report (DFR). The purpose of this summary is to provide you an opportunity to view some of the T24d.fat, wh8(e)T24.1796 0- Tc.0013 Tc20043 Tenu ccepepor of oo-rvarioan

Institution: University of Missouri-Kansas City (178402)

User ID: 29C0011

Edit Report

12-month Enrollment

University of Missouri-Kansas City (178402)

There are no errors for the selected survey and institution.